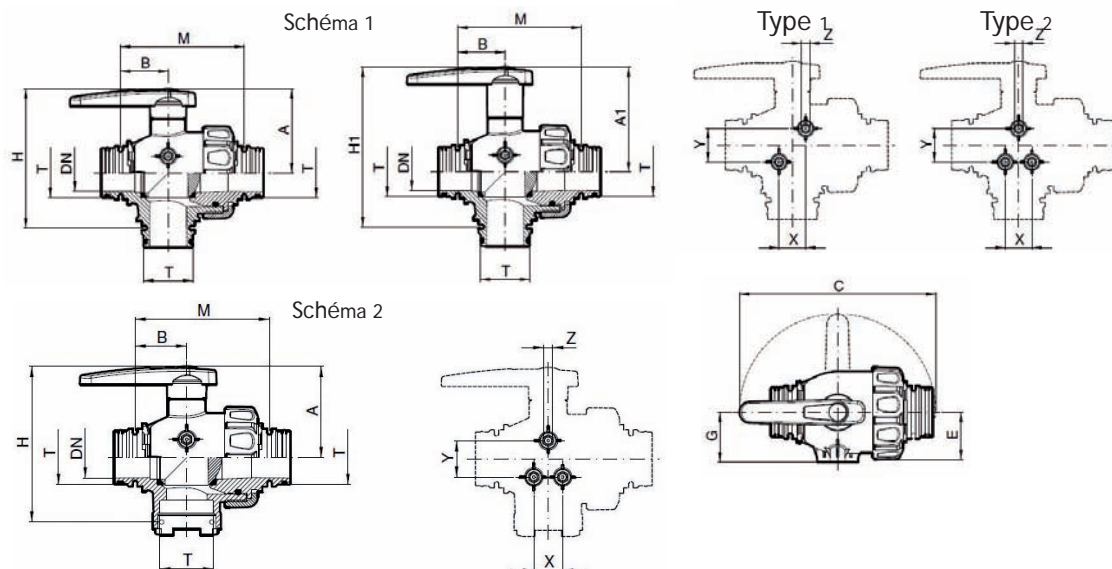
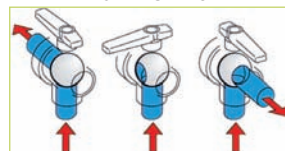




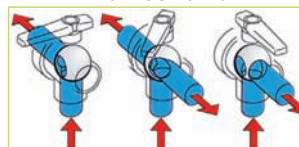
# VANNE À BILLE MANUELLE FORK 3 VOIES



Flux normal



Flux continu



Réf.		Pression (Bar)	T	DN (mm)	A (mm)	A1 (mm)	B (mm)	C (mm)	E (mm)	G (mm)	H (mm)	H1 (mm)	M (mm)	Type	X (mm)	Y (mm)	Z (mm)
Flux normal	Flux continu																
3 voies mâles (schéma 1)																	
716374	716405	16	T3	19	57	84	33	90	29	-	91	118	84	-	-	-	-
-	727053	10	T5	32	74	95	38	160	39	43	118	139	103	1	20	25	M8
716453	-	10	T6	40	85	106	48	200	48	51	141	162	126	2	27	34	M8
2 voies mâles 1 voie femelle (schéma 2)																	
727054	-	10	T6	40	85	-	48	200	48	51	145	-	126	-	27	34	M8